



**Winton Christadelphian Church Safeguarding Policy**  
**574 Wimborne Road, Winton,**  
**Bournemouth, Dorset BH92ER**

This policy was last reviewed in June 2025 by the safeguarding leads of Winton church and then agreed and adopted by the Winton Christadelphian Church Arranging committee in September 2025.

**Parkstone Christadelphian Church ('PCC')**  
**Safeguarding Policy ('PCC')**

*incorporating*

**Winton & Parkstone Community Pantry ('WPCP')**

Parkstone Christadelphian Church, Douglas Road, Parkstone, Poole,  
BH12 2AX

<https://www.parkstonechristadelphians.co.uk/child-protection.html>

Charities Commission number 1163545

Email: [parkstonechristadelphianchurch@gmail.com](mailto:parkstonechristadelphianchurch@gmail.com)

This policy was last reviewed in June 2025 and then updated by PCC Arranging Committee on 16<sup>th</sup> September 2025

## CONTENTS:

1.	Introduction	3
2.	Principal Definitions and Meanings	4
3.	A Safe Environment	5
4.	Roles and Responsibilities of the Arranging Committee	6
5.	Roles and Responsibilities of the DSL	7
6.	Roles and Responsibilities of Youth Leaders and Members of the Church	9
7.	Supporting Youth Leaders and Members of the Church	10
8.	Appendix 1: Definitions and Signs of Abuse	11
9.	Appendix 2: What to do if you Suspect Child Abuse	13
10.	Appendix 3: Safeguarding Vulnerable Adults	14
11.	Appendix 4: Procedures for Youth Leaders and Members in cases of .....	18
12.	Appendix 5: Preventative Guidance for Youth Leaders, Volunteers and ...	23
13.	Appendix 5: Keeping it in Mind	29
14.	Appendix 6: Accident and Incident Procedure	30
15.	Appendix 7: Information for Children	31
16.	Appendix 8: Child/Young Person Record Form	32
17.	Appendix 9: Useful telephone numbers	37
18.	Appendix 10: Child Safeguarding Incident Report Form	39
19.	Appendix 11: Accident/Incident Record	41
20.	Appendix 12: Safeguarding Register	44
21.	Appendix 13: Fire Evacuation and Testing Procedure	45
22.	Appendix 14: Adoption of Policies and Procedures	46
23.	Appendix 15: Poster Notice	47
24.	Appendix 16: Leaflet 'Everyone's Responsibility'	48
25.	Appendix 17: Important Information	50

## 1. Introduction

- This Church puts a high value on work with children, vulnerable adults and young people, and is committed to their care, guidance and protection.
- We recognize the need to provide a safe and caring environment for children. We acknowledge that children can be victims of physical, sexual or emotional abuse and neglect. We concur with the UNICEF Convention on the Rights of the Child in its statement that children should be able to develop their full potential, free from hunger and want, neglect and abuse. They have the right to be protected from “all forms of physical or mental violence, injury or abuse, neglect or negligent treatment or exploitation including sexual abuse, while in the care of parent(s), legal guardians(s), or any other person who has care of the child”
- We have therefore adopted the procedures set out in this Safeguarding Policy in accordance with statutory guidance. We are committed to building constructive links with statutory and voluntary agencies involved in Safeguarding.
- The safety and well-being of all the children is of highest priority to members of the Church and safeguarding children is everyone’s responsibility. All members of the Church aim to provide a secure and caring environment, so that every child can be kept safe. They should always be safe and protected from all forms of abuse and neglect. Parents/guardians have an important role in supporting the Church in safeguarding children and they are encouraged to discuss any issues or worries.
- Our aim in all our dealings with children is that they should learn of, and develop relationships with, God and the Lord Jesus Christ, in an environment that is safe, loving, and enjoyable, and this policy document is part of a wider aim to enable and encourage children to grow in their faith.
- No child or group of children will be treated any less favourably than others in being able to access services which meet their particular needs and all children without exception have the right to protection from abuse regardless of gender, ethnicity, disability, sexuality or beliefs
- Children and parents are informed of the policy and procedures as appropriate
- Children have a right to feel safe; to be understood and to say ‘No’ to doing something that they feel is wrong.
- This policy applies to all members and volunteers who have access to children
- All concerns and allegations of abuse will be taken seriously by members and volunteers and responded to appropriately.
- The Church is guided by the Local Safeguarding Children Board procedures. Members of the Church aim to create an environment in which children are safe from abuse and in which any

suspicion of abuse is promptly and appropriately responded to. This Policy takes account of the guidance set out in the current edition of the following government documentation: 'What to do if you are worried a child is being abused', (DFE-00124-2015); and 'Working together to Safeguard Children' (DFE-00130-2015 "A guide to inter-agency working to safeguard and promote the welfare of children. Updated 16 February 2017 to add the definition of Child sexual exploitation)

- This Church has commitment to safe recruitment, selection and vetting.
- The policy is reviewed, approved and endorsed by the Church annually or when legislation changes
- This Policy is available on the Church's website: [www.parkstonechristadelphians.co.uk](http://www.parkstonechristadelphians.co.uk)
- A leaflet entitled 'Safeguarding Children is Everyone's responsibility is available to all members. See Appendix 16.

## 2. Principal Definitions and Meanings

- Organization/Church: Parkstone Christadelphian Church
- Trustees: – members appointed by the Church as legal trustees under the Church's constitution
- Arranging Committee: the group, containing the Arranging Brothers and other co-opted members who take responsibility for Church affairs.
- The terms 'children' and 'young people' will be taken to be synonymous, and to include anyone under the age of 18. This can be age 25 for children with special educational needs and disabilities
- Premises: the Church buildings, address Douglas Road, Parkstone, BH12 2AX
- A youth activity refers to any activity arranged under the auspices of the Church in which children are supervised in the absence of their parents/guardians: for example a Youth Club [CYC] or Sunday School.
- Youth leaders are those in a position of leadership during these activities.
- Parents/guardians – anyone in a position of parental responsibility
- The pronoun 'he' should be taken to include those of either gender.
- The use of the word 'should' does not indicate that the action is optional; it means that youth leaders will do their utmost to carry it out.
- Designated Safeguarding Lead (DSL) is the recognised term used in context of Safeguarding Children and to avoid possible confusion, especially in an emergency, it is the term used in this document.

- Local Authorities use different terminology for similar Departments. Local Authority Designated Officer (LADO) is a term used to cover the role relating to dealing with allegations against people working with children. The authority will use other terms relating to concerns regarding children's safety and well-being. For example: Local Safeguarding Children Board (LSCB), the Multi-Agency Screening Team (MAST), First Response Team (FRT), or Emergency Duty Team (EDT) in accordance with the Local Safeguarding Children Board Guidelines.
- The Disclosure and Barring Service (DBS) requires an enhanced DBS check on all individuals working with children in accordance with their guidelines. In certain circumstances, some adults will have additional checks at a higher level than enhanced.
- Confidentiality. To protect everyone involved, particularly anyone where an accusation has been made, information is held on a need to know basis. This will be restricted to the DSL, the one making allegations and the local authority and possibly the police.

### 3. A Safe Environment

Creating a safe environment for children and young people is crucial.

#### 3.1 Definition

*'Working Together to Safeguard Children' (2015)* states that, 'Abuse is a form of maltreatment of a child. Somebody may abuse or neglect a child by inflicting harm, or by failing to act to prevent harm. Children may be abused in a family or in an institutional or community setting, by those known to them or, more rarely, by others (e.g. via the internet). They may be abused by an adult or adults, or another child or children.' More specific definitions and signs of abuse are set out in Appendix 1.

#### 3.2 Church Process and Responsibility

Youth activities should be regarded as the responsibility of the Church as a whole, not just of youth leaders.

This means that those who work with children, vulnerable adults and young people should be carefully selected, trained, supported and their work reviewed by the Arranging Committee.

#### DBS Check

- Sunday School Teachers, Volunteers and Youth Group Leaders will have an enhanced Disclosure and Barring Service (DBS) check, as appropriate in compliance with DBS guidelines. This will provide a level of reassurance to those with parental responsibility that their children are being properly cared for. More information about DBS checks can be obtained from the Sunday School Union's Lead Counter Signatory Gill Holden [db.enquiries@chsn.org.uk](mailto:db.enquiries@chsn.org.uk).
- The Church will not knowingly allow someone who is barred from regulated activities with children to act as a Youth Leader. Those whose suitability has not been checked, including through a DBS check, are not allowed to have unsupervised access to children attending youth activities.

## Training

Training in child protection is an important part of the provision of care for children at activities arranged on behalf of the Church. All new Youth Leaders will receive basic safeguarding training from the Designated Safeguarding Lead (DSL) that includes:

This Policy and the identity of the Designated Safeguarding Lead

- a) What is meant by abuse and how it can be identified (see Appendix 1)
- b) Their responsibilities in being alert to the signs of abuse and bullying
- c) Procedures for recording and referring any concerns to the Designated Safeguarding Lead (see Appendices 2, 3, and 6)
- d) What they should do if a child makes a disclosure (see Appendices 2, 3 and 6)
- e) Safe practices to protect Youth Leaders from the possibility of a false allegation (see Appendix 4).
- f) All those who regularly or often act as Youth Leaders are required to attend refresher training at least every three years. The Designated Safeguarding Lead is required to attend refresher training every two years.

Children, vulnerable adults and young people should have their attention drawn to the expectation that they will be cared for and be safe while engaging in activities organised for them. This could be through a poster, verbal statement and/or a written statement. Suggested wording is given in Appendix 7

### 3.3 Risk Assessment: Safe Activities and Safe Environment

See Appendix 4. Preventative Guidance. As part of the responsibility to keep children safe there should be a documented process to review premises and activities for risk. Templates are available as checklists.

## 4. Roles and Responsibilities of the Arranging Committee

The Arranging Brothers and the Arranging Committee as a whole are responsible for ensuring that they comply with their duties under legislation and have regard to the Government guidance set out in 'Working Together to Safeguard Children' 2015.

The Arranging Committee should ensure that the safeguarding arrangements of the Church take into account the procedures and practice of the local authority as part of the interagency safeguarding procedures set up by the Local Safeguarding Children Board (LCSB). They must ensure that any deficiencies or weaknesses brought to their attention are remedied without delay.

They must ensure that the Church:

- Promotes the well-being of children.
- Ensures a safe environment and safe activities for children
- Has an effective Safeguarding Policy, and appropriate procedures and training in place which are reviewed and updated annually and which are available publicly and to members of the Church

- Has procedures for dealing with allegations of abuse against Youth Leaders and members of the Church (see Appendix 3)
- Has a member of the Church who is responsible for child protection issues (the Designated Safeguarding Lead, DSL) who attends appropriate refresher training every two years. Note. It is recommended that the Church appoints at least one deputy DSL.
- Supports the DSL in their work and in any action they may need to take in order to protect children.
- Arranges that Disclosure and Barring Service (DBS) checks are made for all those regularly or often acting as Youth Leaders before they undertake youth activities
- Arranges that all those regularly or often acting as Youth Leaders undertake safeguarding training at three yearly intervals
- Reviews the work of all those regularly or often acting as Youth Leaders at least annually and ensures that their work is supported
- Complies with the requirements of the Equality Act 2010 concerning the premises; the Data Protection Act 1998 concerning privacy of information and all other relevant legislation.

## 5. Role and Responsibilities of the DSL

See Appendix 17 for the appointed Designated Safeguarding Lead (DSL) responsible for children.

The Designated Safeguarding Lead is responsible for:

- Ensuring the DSL and any deputies are fully trained for the demands of this role in child protection and inter-agency working.
- The DSL regularly attending courses with other child support agencies to remain conversant with best practice.
- Maintaining awareness of and contact with the Local Authority Designated Officer (LADO), Local Safeguarding Children Board (LSCB), the Multi-Agency Screening Team (MAST), First Response Team (FRT), or Emergency Duty Team (EDT) in accordance with the Local Safeguarding Children Board Guidelines. (Local Authorities use different terminology for similar Departments)
- Keep an up to date record of the telephone numbers of the Child Protection authorities (LADO, MAST, FRT, EDT, Police, NSPCC).
- Every two years attends LSCB approved training (stated under 'Working together to Safeguard Children' 2015 DFE-00130-2015) refresher training provided by the local social services department or an external agency acceptable to the LSCB.

- Receiving child protection concerns raised by a child or adult and acting as a source of support, advice and expertise within the Church when deciding whether to make a referral by liaising with relevant agencies
- Ensuring that advice is sought from the relevant support agencies when appropriate
- Referring cases of suspected abuse or allegations to the relevant Local Authority Designated Officer (LADO) or relevant investigating agencies. Initially this can be anonymously for guidance. If necessary they would convene a strategy meeting.
- Contacting the LADO for a strategy meeting and investigation in any cases where someone has been asked not to lead youth activities due to risk of harm to a child. LADO will support a referral to the Disclosure and Barring Service and notification to the Police in cases where it is suspected that a crime may have been committed.
- Ensuring confidentiality. Note. To protect confidentiality it may not be appropriate to inform and consult with the Arranging Committee. To protect individuals, information should only be passed on a “need to know” basis. NOTE. Consideration could be given to one AB being appointed a deputy DSL.
- Maintaining detailed, accurate, secure, written records of referrals and concerns. NOTE. To ensure confidentiality, access to these records must be restricted. This is also applicable to any electronically stored records. Registration with Information Commissioners Office (ICO) will be required if personal information is stored on computer. (See Appendix 11 and 12).

**The Designated Safeguarding Lead must also ensure that:**

- This Policy is reviewed and updated at least annually and approved by the Arranging Committee
- All Youth Leaders have child protection training at least every three years which includes how to recognise and report any concerns as soon as they arise
- Records of such training are accurately maintained
- All Youth Leaders and members of the Church have access to this Policy
- Parents/guardians are made aware that this Policy is available on the Church website. The Policy alerts them to the fact that referrals may be made and that the Church has a role in carrying out this function.

## 6. Roles and Responsibilities of Youth Leaders and Members of the Church

All Youth Leaders, volunteers and members of the Church have a duty to safeguard children.

They may be the only adults in whom children feel safe to confide. However, they should not attempt to carry out an investigation; nor should any attempt be made to discuss concerns with parents or others.

Youth Leaders, Volunteers and members of the Church with concerns should always seek the support of the Designated Safeguarding Lead (DSL) as soon as possible.

Youth Leaders have a duty to note any changes to a child and to discuss any concerns with the DSL to ensure that children receive the right help at the right time to address risks and prevent issues escalating. These concerns might include: changes in mood, changes in attitude, behaviour, relationships with peers, appearance, changes in family situations, or parental comments. The DSL might ask the Youth Leader to monitor the situation and keep records of any changes or alternatively the DSL might seek advice from Children's Social Care or make a referral. Youth Leaders may make a referral if they feel concerned that action is not being taken or if the DSL is not available.

All Youth Leaders and volunteers must ensure that:

- They have read and understood their responsibilities as set out in this document.
- They have received appropriate Safeguarding training and are aware of the potential indicators of abuse
- They are open to hearing concerns from children and others, noting dates, times, who was present, positions in the room, and anything factual about the child's appearance
- They do not seek to investigate any concerns; they do not take photographs of any marks; they do not attempt to make any medical judgement; and they do not seek to arrange a medical examination (see Appendices 2, 3 and 6).
- They record information using the actual words of the child, noting any questions the child raises but ensuring that they do not ask leading questions or ask the child to write down his or her account. Interviews should not be recorded using electronic means such as videos or sound recorders.
- They understand that they cannot promise confidentiality to a child or to anyone making a disclosure about a child.
- They do not ask a child to remove any clothing. Youth Leaders must always be aware of their own vulnerability at this point and should take steps to minimise the risk to themselves whilst supporting the child (see also Appendix 4)
- They understand how to report any concerns and action taken to the Designated Safeguarding Lead, using an Incident Report Form when appropriate (see Appendix 6). These concerns should be reported as soon as possible.
- They understand how to report their concerns to the Designated Safeguarding Lead if they suspect that the behaviour of anyone is causing, or has caused, significant harm to a child (see also Appendix 3).

- They understand that, although referrals to the appropriate agency would normally be made by the DSL, they can also make such a referral.
- They ensure confidentiality in any reporting.

## 7. Supporting Youth Leaders and Members of the Church

It is recognised that Youth Leaders, volunteers and members of the Church who have become involved with a child who has suffered harm, or appears to be likely to suffer harm, may find the situation stressful and upsetting.

They will be supported by providing the opportunity to talk through any anxieties with the Designated Safeguarding Lead and further support will be sought if appropriate.

## 8. Appendix 1: Definitions and Signs of Abuse

### 1. General

#### 1.1

‘What to do if you’re worried a child is being abused’ (March 2015) includes the following:

‘Some of the following signs might be indicators of abuse or neglect:

- Children who talk about being left home alone, with inappropriate carers or with strangers;
- Children who are reluctant to go home;
- Parents who collect their children when drunk, or under the influence of drugs;
- Children who are concerned for younger siblings without explaining why; and

- Children who shy away from being touched or flinch at sudden movements.'

## 2. Sexual Abuse

### 2.1

'Sexual abuse involves forcing or enticing a child or young person to take part in sexual activities, not necessarily involving a high level of violence, whether or not the child is aware of what is happening.' ('Working Together to Safeguard Children' – 2015).

### 2.2 **Possible Signs of Sexual Abuse (0-5 years) Children**

may:

- Become insecure or cling to a parent/guardian in a fearful way
- Show extreme fear of a person
- Seem bothered or worried but won't give a reason.

### 2.3 **Possible Signs of Sexual Abuse (5-18 years) Children**

may:

- Appear to have secrets they cannot talk about, or ask you if you will keep a secret if they tell you something
- Say that a friend has a problem
- Act in an inappropriate way towards other children or adults

## 3. Physical Abuse

### 3.1

'Physical abuse may involve hitting, shaking, throwing, poisoning, burning or scalding, drowning, suffocating or otherwise causing physical harm to a child.' ('Working Together to Safeguard Children' – 2015).

### 3.2 **Possible Signs of Physical Abuse**

- Unexplained injuries or burns
- Multiple bruises in clusters or of uniform shape
- Bruises that carry an imprint, such as a hand or a belt
- Pinch, grab, grip or bite marks
- Improbable excuses given for unexplained injuries

- Fear of parents being contacted

## 4. Neglect

### 4.1

'Neglect is the persistent failure to meet a child's physical and/or psychological needs, likely to result in the serious impairment of the child's health or development.' ('Working Together to Safeguard Children' – 2015).

## 5. Emotional Abuse

### 5.1

'Emotional abuse is the persistent emotional maltreatment of a child such as to cause severe and persistent adverse effects on the child's emotional development.' ('Working Together to Safeguard Children' – 2015).

### 5.2 Possible Signs of Emotional Abuse

- Air of detachment, social isolation, depression, withdrawn, lack of trust of others
- Fear of parents being contacted

## 6. What is an Allegation?

The criteria as set out in the "Working Together to Safeguard Children" 2010 document define an allegation as:

Information or a concern which suggests that an adult working with or on behalf of children has:

- Behaved in a way that has harmed, or may have harmed a child
- Possibly committed a criminal offence against or related to a child
- Behaved towards a child in a way that indicates he/she is unsuitable to work with children
- It includes historic as well as current allegations. If an allegation has been made you must seek the advice of the Designated Safeguarding Lead (DSL) immediately. See appendix 2 and 3.

## 9. Appendix 2: What to do if you Suspect Child Abuse

### IF

You suspect a child may have been abused

THEN you should REPORT it to the Designated Safeguarding Lead using the record form in Appendix 10

## IF

- A child discloses abuse
- A third party discloses abuse to you or expresses concerns to you **THEN:**
- Respond without showing signs of disquiet, anxiety or shock
- Listen carefully to what is being said
- Do not ask leading questions
- Do not promise confidentiality
- Observe the child or adult's behaviour and demeanour

**OBSERVE, RECORD AND REPORT.** what you have seen to the Designated Safeguarding Lead as soon as possible

### **TRY:**

Examples of open questions:

Can you tell me what happened?

Where and when did it happen?

Was anyone else there?

Tell me about it in your own words

### **AVOID**

Examples of leading questions:

X Was it your dad that hit you?

X Does your brother bully you?

X Did it happen at home?

X So that must have upset you?

See Appendix 3 Procedures for youth leaders and members in cases of possible abuse.

## 10. Appendix 3: Safeguarding Vulnerable Adults

### **Contents**

1. Safeguarding Vulnerable Adults
2. Principles and practice
3. What is Safeguarding Adults at Risk?
4. Who are vulnerable adults?
5. What is abuse?
6. Who might abuse a vulnerable adult?
7. Where could abuse happen?
8. What increases the risk of abuse?
9. The Process of Safeguarding Vulnerable Adults is:
10. How can I help a vulnerable adult but reduce the risk of being accused of abuse?
11. What should I do if I think a vulnerable adult is being abused?

## **1. Safeguarding Vulnerable Adults**

This Document is applicable to vulnerable adults. A separate document applies to the Safeguarding of children.

- Roles and Responsibilities of Members and the Designated Safeguarding Lead
- Risk Assessment: Safe Activities and Safe Environment

Information is taken from: <https://www.gov.uk/guidance/safeguarding-for-charities-and-trustees>

## **2. Principles and practice**

Trustees, Committee Members and session leaders recognise that as an expression of our love of God and of the Lord Jesus Christ we will show love to all (Matthew 22: 37-39, Galatians 6:10) and treat others as we would wish to be treated (Matthew 7: 12).

We are aware that in seeking to put these principles into practice we will take particular care when dealing with children (see separate Child Safeguarding Policy) and vulnerable adults.

Safeguarding is everyone's responsibility. The aim of this policy is to promote the freedom and dignity and respect of everyone

## **3. What is Safeguarding Adults at Risk?**

Safeguarding adults at risk means protecting their right to live in safety and free from abuse and neglect. Safeguarding means making arrangements or taking precautions intended to protect people from abuse, including significant harm or exploitation.

Safeguarding duties for adults at risk apply to anyone aged 18 or over who:

- has needs for care and support (whether or not the local authority is meeting any of those needs) and
- is experiencing, or is at risk of, abuse or neglect
- as a result of those care and support needs is unable to protect themselves from either the risk of, or the experience of abuse or neglect or take steps to protect themselves from significant harm or exploitation or who cannot care for themselves

## **4. Who are vulnerable adults?**

A vulnerable adult is anyone aged 18 or over who is in a vulnerable situation or relationship.

They may have difficulty making their wishes or feelings known. They may need or already receive community care services such as a care package or support worker or they may be heavily dependent on one or more family members or friends.

They may be unable or have no means of dealing with intimidation, false accusations, humiliation, coaxing, coercion or may feel that someone is trying to take control over their activities

They may be confused. They may be having problems with personal hygiene.

A vulnerable adult may find it difficult to form healthy and steady boundaries and pushing or challenging their boundaries can become damaging to that individual.

A vulnerable adult may find it difficult to express their concerns or feelings which can lead to misunderstandings of their situation.

An adult at risk of abuse may:

- have an illness affecting their mental or physical health. This would include problems mobility or with eyesight or hearing
- have a learning disability
- suffer from drug or alcohol problems
- be frail

## **5. What is abuse?**

Abuse may be physical, emotional or sexual or financial exploitation. It may involve not looking after someone properly, taking money or property without informed consent, misusing it or committing fraud.

It may include poor care practices, bullying or humiliating, or not allowing contact with family or friends. It often involves criminal acts.

It may be managing or taking control of someone without their permission

Abuse can be a single act or it may continue over time and may take many different forms. It can be unintentional or deliberate but in all cases it will result in harm to the victim that affects their wellbeing or security. Individuals may suffer more than one kind of abuse.

## **6. Who might abuse a vulnerable adult?**

An abuser may be:

- A partner, family member, friend or neighbour.
- A carer, volunteer, staff member or another service user.
- A stranger.

## **7. Where could abuse happen?**

Abuse could happen anywhere and at any time including:

- In the victim's own home or someone else's.
- In a day centre, care home or hospital.
- At work or in a college or school.
- In a public place, including any ecclesial or other meeting room.
- Internet virtual sessions

## **8. What increases the risk of abuse?**

Anyone can be at risk of abuse but the majority of people are not at risk all of the time.

The risk of abuse increases when:

- Someone is isolated.
- They depend on others for food or personal care.
- They are suffering from an illness or recovering.
- They are not mentally capable of making decisions for themselves.
- They have suffered previous abuse.

## **9. The Process of Safeguarding Vulnerable Adults is:**

- To respond quickly to ensure effective response to any form of harm, neglect or abuse that has or is taking place
- To consult with the vulnerable adult as far as possible to explain a proposed course of action
- Put in place a plan to assist and protect the adult.
- Make sure regular monitoring takes place when concerns have been raised.

## 10. How can I help a vulnerable adult but reduce the risk of being accused of abuse?

- Always be sensitive to their needs and treat them courteously.
- It is important to seek their permission before managing or taking control of their situation.
- Unless they are your close friend or family member or they rely on you for personal or professional care, try to have someone else with you when spending time with them, especially for long periods.
- If they need help with financial matters or dealing with property try to get their agreement to involve someone else such as a member of their family or a member of staff at their bank, building society or solicitor's office.

## 11. What should I do if I think a vulnerable adult is being abused?

In an emergency or if someone is in immediate danger call 999.

To report a crime (non-emergency) call 101(Local Police)

If there is not an emergency speak to the Designated Safeguarding Leads:

# 11. Appendix 4: Procedures for Youth Leaders and Members in cases of Possible Abuse

## 1. Concerns and Disclosures

### 1.1

If there is any cause for concern about a child including a significant change in a child's behaviour; a deterioration in a child's general well-being; unexplained bruising, marks or signs or possible abuse or neglect; comments made by the child; or if there is any reason to suspect neglect or abuse outside the Church, for example in the child's home; then the following action should be taken:

- If appropriate to the concern and/or age of the child, the Youth Leader, volunteer or member of the Church should ask a child about it by using open-ended questions; (e.g. 'Can you tell me what happened?' 'Where/when did it happen?' 'Was anyone else there?') but not those which may suggest a cause (e.g. 'Was it your Dad who hit you?' 'Does your brother bully you?') **Youth Leaders or members of the Church must not attempt to investigate the matter themselves.**
- Youth Leaders, volunteers or members of the Church must accurately record a child's response if there is any concern.

- Youth Leaders, volunteers or members of the Church must record visible marks, identifying position, shape, size and colour, but on no account request that a child remove his/her clothing for the purpose of a detailed personal examination and on no account take photographs.
- In all such circumstances, Youth Leaders, volunteers or members of the Church must contact the DSL immediately or as soon as is reasonably practicable.
- Respect confidentiality to protect individuals involved.
- Observe Record Report

## 1.2

If children begin to disclose information about abuse, Youth Leaders, volunteers or members of the Church should:

- Listen reassuringly without leading the child
- Avoid guaranteeing absolute confidentiality, but reassure the child that information will be passed only to those who need to be informed
- Record it accurately, and verbatim, avoiding all attempts to make interpretative judgements (viz. dates, times, presence of others in the room, child's appearance etc)
- Verify with the child the content of any notes taken
- Sign and date the notes
- Interview children separately
- Not record an interview electronically, remove any clothing from the child or take any photographs.

## 2. Seeking Advice

### 2.1

If a child discloses information, or if a Youth Leader, volunteer or member of the Church has a concern as described in 1.1 above, he or she must:

- Identify the reasons for their concern but must not attempt to investigate the matter themselves
- Refer their concerns immediately to the DSL. These should not be discussed at this stage with anyone other than the DSL to protect confidentiality.
- Record any concerns on the Child Safeguarding Incident Report Form (see 3.1 below), noting times, dates, specific observations and any relevant verbal statements. Should the concerns of the Youth Leader or member of the Church no longer persist, the reasons for this must be noted.

## 2.2 Allegations about Youth Leaders or members of the Church

### 2.2.1

- Allegations about a Youth Leader, volunteer or member of the Church must normally be made to the DSL; but if another Youth Leader or member of the Church is told first, he or she must ensure that the DSL is informed. This should be done without informing the subject of the concern or allegation.
- To protect the individual, it is important to preserve confidentiality. The DSL must contact the Local Authority Designated Officer Team (LADO) immediately for a consultation without the Youth Leader or member of the Church having been alerted.
- Youth Leaders, volunteers or members of the Church who identify a child protection concern about the DSL must promptly consult the LADO and retain confidentiality
- Inappropriate behaviour displayed by other Youth Leaders, volunteers or members of the Church must be reported to the DSL. Inappropriate behaviour might include inappropriate sexual comments; excessive one-to-one attention beyond the requirements of their usual role and responsibilities; or inappropriate sharing of images.

### 2.3

The DSL will take advice from the LADO within 24 hours of any allegations or suspicions of abuse. Should they indicate that there is sufficient cause for concern, the matter must be treated as a child protection referral (in writing or with written confirmation of a telephone referral within 48 hours).

### 2.4

When deciding whether to make a referral, following an allegation or suspicion of abuse as defined in Appendix 1, the DSL should not make their own decision over what appear to be borderline cases, but rather the doubts and concerns should be discussed with the local authority designated officer team (LADO). This may be done tentatively and without giving names in the first instance. What appears minor at first can later be revealed to be much more serious, and an allegation of child abuse or neglect may lead to a criminal investigation. Thus Youth Leaders or members of the Church must not do anything that may jeopardise a police investigation, such as asking a child leading questions or attempting to investigate the allegations of abuse.

### 2.5

**Confidentiality is of extreme importance. Information should be restricted to the one reporting, the DSL and the local authority designated officer team (LADO). The reputation of the one accused must be protected in case the accusation turns out to be false or without foundation. The LADO will be critical of any organisation that breaches this confidentiality by sharing information with anyone including for example the Arranging Committee.**

## 3. Record Keeping

### 3.1

It is important to record factually what has been said and observed, detailing times, dates, places and the sequences of events, and avoiding interpretation or summary. Dates of all entries should be clear and signed by the Youth Leader, volunteer or member of the Church. Initial reports may be used in subsequent proceedings including any court proceedings and the Church will have to disclose their information if a court requires it. Incident Report Forms are available from the DSL and, once completed, must be given to the DSL for appropriate action. Incident Report Forms are stored by the DSL and are only accessible by those authorised by the DSL.

### 3.2

The DSL must maintain records giving full details of individual cases including, the nature of the event, observation or information; the action taken, by whom, and the outcome of the action; if no action was taken the reason for this must be recorded; the dates and times of events and actions taken; the full names and job titles of all people and services involved; the name of the person making the note (in print). Each record must be signed and dated. They must be stored in a secure place by the DSL. Access to these records by anyone other than the DSL must be restricted and a written record kept of who has had access to them and when.

## 4. Making a Referral

### 4.1

Referrals should, wherever possible, be with the knowledge and/or consent of the child's parents/guardians other than in cases where obtaining such consent would:

- Lead to the child or other children being placed at risk
- Place any Youth Leader or member of the Church at risk (including situations where there is an allegation involving a Youth Leader or member of the Church)
- Lead to unjustified delay in making enquiries about allegations of significant harm; or
- Hinder or impede a proper criminal investigation by allowing possible interference with evidence.

### 4.2

If it has been thought necessary to make a referral without informing the parents, then this must be made clear to the LADO (or the Integrated Access Team for the relevant Local Authority for the child's home address) when making the referral. The final decision regarding informing parents should then be made jointly between the person making the referral and the LADO (or the Integrated Access Team for the relevant Local Authority for the child's home address).

4.3 If it has not been possible to contact the parents, it is not appropriate to delay the referral.

### 4.4 Information for a Referral

- Child's name, date of birth, address and physical description
- Any uncertainty about the identity of the child to be highlighted
- Names of other children in the family/care relationship
- Contact numbers and names of parents/guardians with parental responsibility
- Child's GP (if known)

- Names of any contacts in support agencies involved with the child or family, whether statutory or voluntary (if known)
- Child's and parents'/guardians' ethnic origin
- Language spoken at home and any need for interpretation
- Any background information or previous concerns
- Nature of current concerns
- How and why the concerns have arisen
- Child's current location and emotional and physical condition
- What appear to be the needs of the child and the family
- The nature of past and present involvement with the child and/or family members  Is urgent action necessary to protect the child from harm?

#### 4.5

Referrals should be made by phone without delay giving the information available, even if not all of it is to hand. This must be followed up with written confirmation within 48 hours. The person contacting the LADO (or Integrated Access Team for the Local Authority in which the child resides) should make it clear whether advice is being sought or whether a referral is being made. The person should clarify the information that s/he has given and record the name of the person to whom s/he has spoken. The person should also try to get a definite time for a follow up report.

The Emergency Duty Team for children can normally be contacted out of normal hours. Some Local Authority contact details are listed in Appendix 9 or alternatively they can be obtained via the Local Authority websites.

#### 4.6

If a Youth Leader, volunteer or member of the Church has significant concerns about a child and passes information to the DSL but no referral is made, the Youth Leader or member of the Church should be told and the reasons why. If the Youth Leader or member of the Church disagrees with this decision then the Youth Leader or member of the Church has a duty to take the matter further, possibly to the extent of making a referral to the LADO (or the Integrated Access Team for the relevant Local Authority for the child's home address).

#### 4.7

The local child protection agency will be informed of any serious accident or injury to, or the death of, any child whilst in the care of a Youth Leader, volunteers or member of the Church and any advice given must be acted upon.

#### 4.8

At the end of the referral discussion the referrer and Children's Social Care Officer should be clear about the proposed action, who will be taking it, timescales and if no further action, the reason for this decision. The outcomes will be:

- No further action and/or signpost to other agencies
- Early help – referrals within the Social Services Support for the local authority
- Child in Need services – assessment to be undertaken by Children's Social Care

- Child Protection Services – assessment and Section 47 enquiries
- Assessment needs to have been done by a qualified social worker and decision made by a social case manager within one working day.

4.9

Information is disseminated by the DSL to those who need to know. Such information must be dealt with in a confidential manner. Youth Leaders, volunteers or members of the Church should be informed of the relevant details only if this will improve their ability to deal with an individual

A written record must be made of what information has been shared with whom, and when.

## 12. Appendix 5: Preventative Guidance for Youth Leaders, Volunteers and Members

### General

- **DO** treat all children with respect and dignity befitting their age.
- **DO** provide an example you would wish young people to follow.
- **DO** encourage children to be independent with personal hygiene and self-care routines.
- **DO** be alert to the issue of bullying and deal with it promptly and sympathetically.
- **DO** remember that caution is required in sensitive moments, such as when dealing with bereavement, bullying, abuse, etc.
- **DO** consider carefully arrangements for residential holidays, camps, weekend studies and whether adults should share sleeping accommodation with children. This should be avoided if at all possible, but may be appropriate with very young children, say for parents, or if the activity is based on a youth hostel where single sex sleeping is customary.
- **DO** remember that another person can misinterpret your actions, no matter how well intentioned.
- **DO NOT** use physical discipline at any time.
- **DO NOT** engage in any inappropriate physical contact.
- **DO NOT** let youngsters involve you in excessive attention seeking, crushes or inappropriate language or behaviour.
- **DO NOT** show favouritism.
- **DO NOT** invite a child or young person into your home alone nor visit them alone.

### 1. Conversations with Children

1.1

Youth Leaders, volunteers and members of the Church should try to avoid having conversations with children in private. Where this is necessary, the conversation should, if possible, take place in a room

with visual access, or with the door open, or in a room or area likely to be visited by other people, and another adult should be aware that this is taking place.

## 1.2

Children showing signs of distress or anxiety in a one-to-one situation should be treated sensitively. If possible another adult should be summoned or an offer made to the child to return to a more open situation such as returning to the group.

## 2. Physical Contact with Children

### 2.1

There are occasions when physical contact with a child may be proper or necessary, for example to administer first aid. Touching may also be appropriate where a child or young person is being congratulated or praised, or where the child or young person is in distress and needs comforting.

### 2.2

There may be some children for whom touching is particularly unwelcome. For example, some children may be particularly sensitive to physical contact because of their cultural background or because they have been abused. Physical contact with children becomes increasingly open to question as they reach and go through adolescence. Youth Leaders and members of the Church should also bear in mind that even innocent and well-intentioned physical contact can sometimes be misconstrued.

### 2.3

Any apparently sexualised behaviour exhibited by younger children should be discouraged in a sensitive, low-key but non-reinforcing manner, e.g. by tone of voice, facial expression and physical distance. Such behaviour may be indicative of abuse and should be discussed with the DSL. 2.4

Reasonable force is permissible only if it is absolutely necessary in order to prevent a child:

- a) Committing any offence (or, for a child under the age of criminal responsibility, what would be an offence for an older child)
- b) Causing personal injury to any person (including the child themselves)
- c) Causing damage to the property of any person.

Under no circumstances should any Youth Leader, volunteer or member of the Church use any physical discipline with any child engaged in activities arranged on behalf of the Church. Following any incident where a child has been distressed or restrained, or where unusual physical contact has occurred, the DSL should be informed as soon as possible.

## 3. Other Guidance

### 3.1 General

- The welfare of the child should be paramount at all times (Children Act 1989)

- It is the responsibility of all Youth Leaders, volunteers or members of the Church to safeguard and promote the welfare of the children
- Youth Leaders, volunteers and members of the Church are responsible for their own actions
- Youth Leaders, volunteers and members of the Church should work and be seen to work in an open and transparent way
- Youth Leaders, volunteers and members of the Church should be visible and open in their practice and, when possible, work with children in an open and visible setting
- Youth Leaders, volunteers and members of the Church should ensure that another adult knows where they are and what they are doing when they are engaged in activities with the children
- Youth Leaders, volunteers and members of the Church should ensure that if anything does go wrong they inform the DSL as soon as possible

## 3.2 Procedures

### 3.2.1

- Throughout and after any youth or Church activity at least two Youth Leaders, volunteers or members of the Church must be present until
  - a) All children up to the end of school Year 6 have been taken home or handed into the care of a parent/guardian and
  - b) All children of school Year 7 and above have left the Hall or other location of the activity.
- There must be an adequate adult-to-child ratio for all youth activities. This would normally be 1-to-8 for children aged 5 to 8. This may be higher for activities off premises.
- A minimum of four teachers/leaders present whenever possible, but always at least two teachers must be present
- At no time will the ratio of teachers/leaders and children/young people be reduced below one adult to eight children.
- A more stringent requirement will apply if children under 3 years are present.
- In line with 'Section 2 - Good Practice' above, at no time will any Sunday School lesson take place if there is only one child and one teacher alone in a room. There should always be at least two children per class and if only one child is present there must be two teachers if the lesson is to take place behind closed doors. Alternatively the lesson should take place within sight and sound of others ie with the doors of both Sunday School rooms open. Activities can only take place if these criteria are followed.

- If the situation arises that there is only one Sunday School member in the Sunday School, the teacher should discuss with the parent of the child whether or not the lesson should proceed, and the parent's wishes followed.
- Registers of attendance must be kept for all regular youth activities and the adults present.
- Youth Leaders or members of the Church must not arrange to meet alone with a child.
- Programmes for regular youth activities must be provided for all children attending and their parents/guardians.
- A child must not be allowed to attend youth activities without a General Consent Form completed by his or her parent/guardian. (Appendix 8) General Consent Forms are confidential and must be kept in a secure place at the Hall and only be made available to Youth Leaders.
- Details of activities to be held away from the Hall must be provided for parents/guardians in advance together with a Specific Consent Form. The details must include the date, time, venue, mode of travel, cost and contact details of a Youth Leader for the duration of the event. A child will not be allowed to take part in such an activity without a completed Specific Consent Form.
- For special events, swimming, ice-skating, orienteering, mountain trekking, canoeing or any other adventure type activity it is essential to obtain specific consent in writing and check that the Public Liability Insurance provides adequate cover for higher risk activities.
- When children are transported to, from or during youth activities in vehicles driven by Youth Leaders or members of the Church then the driver must ensure that the vehicle has a valid MOT certificate (if applicable), that it is roadworthy, that the driver holds a valid full driving licence for that class of vehicle and is suitably insured. Seat belts must be worn by all passengers. Using a child car seat or booster seat. Children must normally use a child car seat until they are 12 years old or 135 centimetres tall, whichever comes first. Children over 12 or more than 135cm tall must wear a seat belt. The number of passengers must not exceed the number of seats or seat belts available.

Youth Leaders, volunteers or members of the Church should not normally carry a child to, from or during a youth activity alone in a vehicle but where this is unavoidable the child must be seated in the rear of the vehicle and the child's parents/guardians must be made aware of this arrangement. Wherever possible another Youth Leader or member of the Church should occupy the front passenger seat. Drivers must aim to drive safely at all times.

- Prescribed medicines and non-prescription medicines such as paracetamol are not to be administered to children by Youth Leaders, volunteers or members of the Church. Emergency medication such as Epipens, Emerade or JEXTS must only be administered by a trained Youth Leader or member of the Church who is qualified to do so and if the written consent of a parent/guardian for the administration of such medication has been received.

### 3.3 Safety, risk management and related matters

#### 3.3.1

- The Hall, its equipment and environment are to be checked regularly to help ensure the health and safety of all its users including children, especially with regard to fire safety, hygiene and security risks.
- Risk assessments are to be completed for youth activities.
- Emergency evacuation procedures must be explained to the children and an emergency evacuation practice held at least annually for each regular youth activity. Emergency evacuation signs must be clearly displayed and the routes kept clear. Firefighting equipment is available but should only be used by an adult who is competent to do so. The safe evacuation of the building should be the immediate priority.
- Names of those trained to administer First Aid should be displayed in the Hall. Records must be maintained of any First Aid administered and of any accidents or incidents and parents/guardians must be informed. The First Aid cupboard in the kitchen at the Hall is stocked with First Aid equipment. A First Aid kit must be taken on all youth activities away from the Hall.
- A telephone is available at the Hall.
- Public liability and legal expenses insurance must be maintained by the Church and reviewed annually.

Safeguarding and promoting the welfare of children is defined for the purposes of this guidance as:

- Protecting children from maltreatment;
- Preventing the impairment of children's mental and physical health or development
- Ensuring that children grow up in circumstances consistent with the provision of safe and effective care; and
- Taking action to enable all children to have the best outcomes.
- Children includes everyone under the age of 18

Ensuring parents are aware that children are responsible until they have been 'handed over' to a Sunday school teacher or Activity leader.

All children should be chaperoned by parents upstairs to the classroom in order to avoid food disruption storage

Signage clearly displayed in order to stop all children entering 'middle room' on back door and 'middle door'

Ensure all information including and changes to NOK contact information is up to date and permission/consent forms are complete before leaving children in lessons/voluntary activities.

A minimum of 2 members of the Sunday school/Volunteer team should be present in order to accept members of the Sunday school independently

No member of the Sunday School should be dropped off before 10:20 (or 10 minutes before) on Sunday.

Ensure all children are released to parent or carer at the end of the class/voluntary activity.

Ensure all parents are aware that their child must be collected as soon as the meeting/activity is finished 11:40

All teachers to read safeguarding update before Activity/Sunday school start including *Keeping children safe in education*

Teachers/volunteers reminded that all incidents should be recorded and logged in incident book

Ensure incident book location does not conflict with and other safeguarding measures

A minimum of 2 members of the volunteer/Sunday school team should be present in order to accept children independently

Ensure all volunteer/youth leader/teachers have received any updates/ updated safeguarding training prior to the start of SS.

### 13. Appendix 6: Keeping it in Mind

Checklist for annual review

Task	Person Responsible	Date completed
Safeguarding Children should be an annual item on the Arranging Committees agenda.		
The DSL should be biennially appointed (or reappointed) for Church office.		
A Health and Safety audit for the meeting room should be carried out annually.		
The Safeguarding Children Policy should be reviewed annually by the DSL		
Public Liability Insurance should be reviewed annually		
The First Aid Kit should be kept in a prominent place and its contents checked regularly		

At least one Trained First Aider should be available where possible		
The Accident Book should be kept in a prominent place and completed after every accident		
The Accident Book should be reviewed regularly and any patterns or risks identified		
Confidential Storage of Records. Blank templates should be readily available – completed reports should be stored confidentially		
The supply of Parental Consent Forms and Risk Assessment forms for activities should be kept stocked		

## 14. Appendix 7 Accident and Incident Procedure

In the event of anyone having an accident or becoming unwell:

- For a child/young person:
  - a) If the parents/guardians are on site, alert them, otherwise the Activity leader, Sunday School Superintendent or Youth Group Leader must get the Child / Young Person Record Forms out and attempt to contact them
  - b) Someone must check the Child / Young Person Record Form for any allergies or medical conditions
- If appropriate, First Aid may be administered by a trained first aider, taking into account any allergies or medical conditions
- If the casualty requires medical assistance, call 999 and ask for the ambulance service
- If there is no parent/guardian present, then a suitable person must accompany a child/young person to hospital, taking the Child / Young Person Record Form with them if possible
- An Accident/Incident Form (located in the first aid box in the kitchen) must be completed by the person dealing with the incident.
- Completed Accident/Incident Forms must be given to the DSL and stored confidentially in the safe.

- At all times common sense must prevail. Care must be taken not to give excessive First Aid outside the First Aider's competency.

## Existing Injuries

In the event of a child arriving with an injury sustained at home or elsewhere the Activity Leader, Sunday School Teacher / Youth Group Leader should ask the parent / carer to complete an existing injury form.

If the injury is discovered after the parent has left a phone call should be made to the parent /carer to ascertain the required information. The parent / carer should then sign the form on return.

## 15. Appendix 8 Information for Children

*Suggested wording to make children and young people aware of the intention to care for them and what to do if they feel unsafe.*

### **Written Statement:**

Our Promise to Look after You whilst taking part in Voluntary Activity/Sunday School/CYC When you are here attending Voluntary Activity/Sunday School/CYC you can expect to be in very good care. Leaders will do their best to help you learn about God and the Lord Jesus Christ while being safe and enjoying yourself.

We will try to set a good example in the way we behave. Leaders are 'in charge' so may need to tell you what to do and make sure everyone behaves - but will not say or do anything to upset or harm you.

If you are ever worried about how a leader is behaving, you can tell any adult you trust. You can ask him or her to help stop it from happening and it will not get you into trouble.

If you are attending Voluntary Activity/Sunday School/CYC and do not feel safe you can ask to phone someone you know and, if you want, be picked up early. You will not have to explain why to a leader. Jesus called children to be with him and said no one should stop them; we hope attending Voluntary Activity/Sunday School/CYC will bring you closer to Jesus and nothing will get in your way.

### **Poster:**

When you are at taking part in an activity at church you can expect:

- To be in very good care
- to be safe
- to enjoy yourself
- for leaders to be good examples
- not to be upset or harmed

If you are worried about how a leader is behaving:

- Tell an adult you trust
- Ask him or her to help stop it from happening
- Remember - telling will not get you into trouble

## Verbal Statement

*Can anyone remember what Jesus said when his disciples tried to stop children from being taken to him?*

*He called the children to him and said that no one should stop them. We hope that Volunteering/Sunday School/CYC will bring you closer to Jesus and nothing happens to get in your way.*

*As leaders it is our job to help you learn about the Lord Jesus, to make sure you are safe and to help you enjoy yourself. When leading activities, we may need to tell you what to do and get everyone to behave, but we will try never to say anything that would upset you or do anything to harm you.*

*It is also our job to be good examples so you should never be worried about how any of us behaves – but if you ever are we want you to know that you can tell an adult you trust and you will not get into trouble. Hopefully that person will help stop whatever it is that you don't like happening.*

*If while you are here you do not feel safe and we can't sort it out you can ask to phone someone you know and, if you want, be picked up early. You won't have to explain it to us if you do.*

*We have got a poster here to remind you about this [show and say where it will be]. Now, let's get on with learning about Jesus, being safe and having fun!*

## 16. Appendix 9 - Child/Young Person Record Form

This form must be completed for every child or young person under the age of 18 attending/volunteering activities with Parkstone Christadelphian Sunday School or Youth Groups and **must** be signed by their parent/legal guardian.

### **Activities relating to the food distribution organised by Parkstone & Winton Community Pantry ('WPCP') and held at Parkstone Christadelphian Church**

This form must be completed and signed by every person attending activities with Parkstone Christadelphian Church. If an activity is being attended by someone under the age of 18 the form **must** be completed by their parent/legal guardian.

Name of Child	
Date of birth	

Name of parent(s)	
Home Address	
Postcode	
Telephone(home)	
Mobile (belonging to?)	
Mobile (belonging to?)	
Email address	
Who will normally collect your child?	Please make sure we are aware if an alternative person is collecting your child.
Is there anyone else you give permission to collect your child (state full name)	

**Emergency Contact Details:** at least 2 contacts must be provided

Contact 1 Name	
Contact number(s)	
Relationship to child	

Contact 2 Name	
Contact number(s)	
Relationship to child	

**Medical Information:**

This information is used to ensure that any medical needs of anyone under the age of 18 taking part in voluntary activity may have whilst attending are dealt with appropriately. Please note this is not compulsory for anyone over 18 however if there are any medical needs you feel would be good to keep on record, please let us know using table below.

Child's Doctor	
Surgery Name and Address	
Surgery telephone	
Does your child take any regular medication?	
If yes, please give details	
Will they need to take this medication whilst taking part in voluntary activity (if yes, please be aware that administration cannot be done without written consent from a parent/legal guardian)	
Does your child have any specific health or medical needs? (e.g. Asthma, Diabetes, Epilepsy)	
Does your child have any known allergies? (including plasters)?	
If yes, please give details	

**Permission:**

I agree that my child .....may be allowed to take part in the activities arranged by the Parkstone Christadelphian Sunday School and / Voluntary or Youth Groups.

I understand that there may be activities that take place at Youth Group on a Friday Evening which may take my child off the Christadelphian premises at Douglas Road, Parkstone. E.g. walks, visits to local parks or the local Fire Station.

I agree to them walking or going in leaders' cars.

I give permission for a leader or teacher may take my child in their car to hospital or home should this be necessary.

In the event of an emergency I agree to my child .....being given any medical, surgical or dental treatment, including general anaesthetic and blood transfusion, as considered necessary by the medical authorities present.

Signed (parent / guardian only)	
Print name	
Relationship to child	
Date	

**PARENTAL CONSENT FOR OFFSITE ACTIVITY**

Date: *of activity*

This form must be completed for every child or young person under the age of 18 participating in an offsite activity, without the presence of their parents. It should be returned to the organiser who will take it with him/her on the activity. Parents should ensure that their child understands that it is important for his/her safety and the safety of the group as a whole that any instructions given by the leaders in charge are obeyed.

Name of Child	Date of Birth
Home Address	Telephone

Who will be responsible for your child during this activity?	
--------------------------------------------------------------	--

Your Permission:

I agree that my child .....may be allowed to take part in the *activity* arranged by the Parkstone Christadelphian Sunday School / Voluntary Youth Groups.

I understand that there may also be occasion's when a leader may take my child in their car to hospital or home.

In the event of an emergency I agree to my child ..... being given any medical, surgical or dental treatment, including general anaesthetic and blood transfusion, as considered necessary by the medical authorities present.

Signed (parent / guardian only)	
Print name	
Relationship to child	
Date	

Please complete the Medical Information and Contact Details forms (on previous pages).

## 17. Appendix 10: Useful Telephone Numbers

When making a referral, please check the permanent address of the person who has parental responsibility for the child (or children) and contact the safeguarding organisation that covers that address.

**IN AN EMERGENCY OR IF SOMEONE IS IMMEDIATE DANGER CALL 999 To report a crime [non-emergency] call 101**

**Otherwise speak to the Designated Safeguarding Lead:  
Adam Parsons**

**DORSET MULTI-AGENCY SAFEGAURDING HUB (MASH)**

**To report concerns about the safety of a child:**

**Tel: 01202 228866**

[MASH@dorsetcc.gov.uk](mailto:MASH@dorsetcc.gov.uk)

Children and Family Service in Poole - 14a Commercial Road, Poole. BH14 0JW

01202 735046

[children&families@poole.gov.uk](mailto:children&families@poole.gov.uk)

[MASH@poole.gov.uk](mailto:MASH@poole.gov.uk)

## **BOURNEMOUTH AND POOLE LOCAL SAFEGUARDING CHILDREN BOARD**

**Bournemouth Learning Centre,  
Ensburry Avenue, Bournemouth.**

**BH10 4HG Tel: 01202 458873 or 01202 458102 Or email:**

[bourneouthand.PooleLSCB@bournemouth.gov.uk](mailto:bourneouthand.PooleLSCB@bournemouth.gov.uk) [contact forms are also available on this website]

**OUT OF HOURS SERVICES= 01202 657279**

**IF YOU KNOW THE CHILD ALREADY HAD A SOCIAL WORKER OR CASE WORKER INVOLVED,  
CONTACT THROUGH THEIR SOCIAL WORK TEAM.**

**DORSET POLICE SAFEGUARDING REFERRAL UNIT 01202 222229 [Mon-Fri 08.00-18.00]**

**Wendy Thorogood Designated Nurse for Safeguarding Children**

[wendy.thorogood@dorsetccg.nhs.uk](mailto:wendy.thorogood@dorsetccg.nhs.uk) 01205 213563 Admin Support - Elaine Milburn

**NSPCC:**

**0808 800 5000 CHILDLINE:**

**0800 1111 3953**

## **18. Appendix 11 Child Safeguarding Incident Report Form**

**THIS FORM MUST BE COMPLETED AND SIGNED BY ANY YOUTH LEADER OR MEMBER OF THE Church WHO IDENTIFIES POSSIBLE CHILD PROTECTION CONCERNS**



Signed:

*(Attach and sign additional pages if needed)*

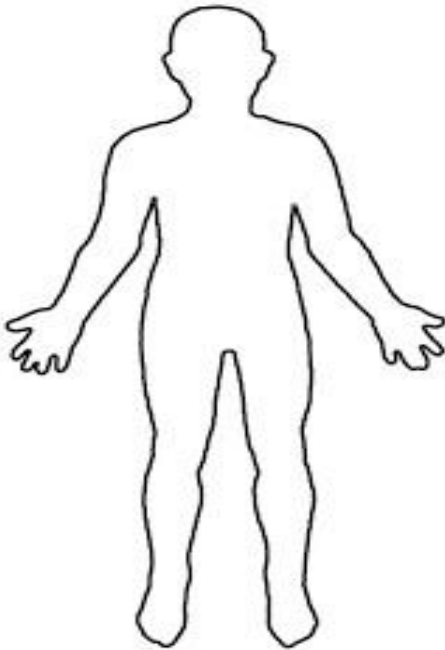
Print Name:

Date:

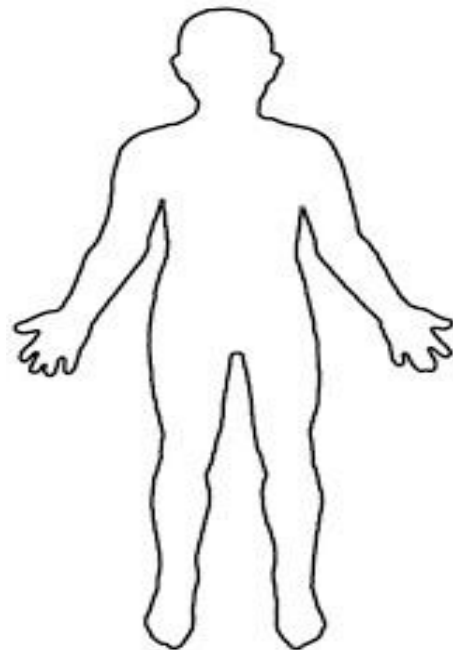
Child Safeguarding INCIDENT REPORT (page 2)

**INDICATE POSITION OF ANY MARKS OBSERVED BELOW**

**FRONT**



**BACK**



**Action taken by the Designated Safeguarding Lead (Reasons for concern, decision made, actions taken/to be taken. Wording to be agreed with the Youth Leader or member of the Church reporting the concern):**


<b>Signed:</b> <i>(Attach and sign additional pages if needed)</i>	<b>Date:</b>

### 19. Appendix 12 Accident/Incident Record

Name and Age of Child	Date and Time of Incident
-----------------------	---------------------------

Description of Circumstances Leading to the Incident	
Record of Injury and Action Taken / Treatment given (including who dealt with incident)	
Leader/Teacher Signature	Parent/Guardian Signature
Date:	Date:

Body map

Please mark clearly site of any injuries

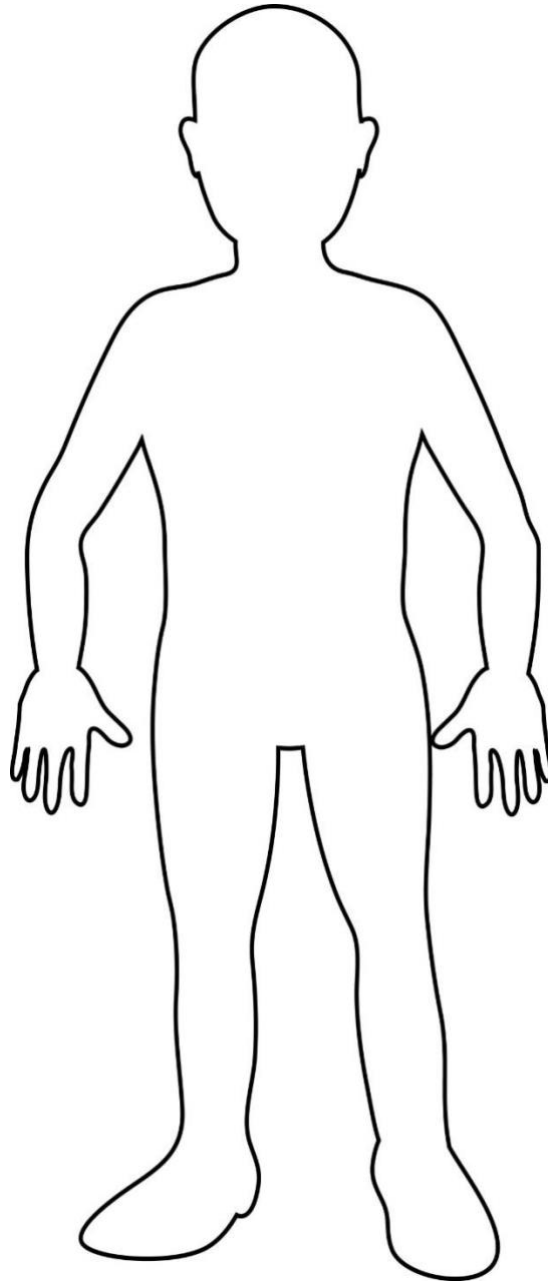
Front View

Rear View



LEFT

RIGHT



EXISTING INJURIES

Name of Child	
Description of injury	
Cause of injury including action taken and who (name and relationship to child) gave account of incident	
Leader/Teacher Signature	Parent/Guardian Signature
Date:	Date:

20 Appendix 13 Safeguarding Register

Reference	Date	Identification	Reported by	Action Taken

<b>POL-SG-001</b>	<b>Winton &amp; Parkstone Community Pantry</b>		
			<b>Review Due</b> Sept 2026
<b>Revision:</b> 1.00	<b>Created by:</b> David Hankins	<b>Issue Date:</b> Sept 2025	<b>Reviewed by:</b> Adam Parsons

## 21. Appendix 14 Fire Evacuation and Testing Procedure

The Church Fire Evacuation Procedure is displayed (where), and is as follows:

- To raise the alarm – shout “Fire Emergency”
- Leave by the nearest signed exit
  - Person in charge to lead the children out by the nearest safe exit, taking the register with them
  - if it is safe to do so, one leader is to check that all areas of the building are clear then leave the building by the nearest safe exit
- Youth Group Leaders are to use their register to ensure all the children and teachers are out of the building
- Assemble children and teachers on the pavement in front of the Hall in Douglas Road.
- No-one is to re-enter the building until it is safe to do so

Additional guidance for Sunday School:

- On hearing the alarm, all Teachers are to lead their class out by the nearest safe exit

<b>POL-SG-001</b>	<b>Winton &amp; Parkstone Community Pantry</b>		<b>Review Due</b>	Sept 2026
			<b>Reviewed by: Adam Parsons</b>	
<b>Revision: 1.00</b>	<b>Created by: David Hankins</b>	<b>Issue Date: Sept 2025</b>		

## 22. Appendix 15: Adoption of Policy and Procedures

This policy was reviewed at the Arranging Committee meeting on 18<sup>th</sup> January 2021 and adopted as follows:-

Post	Signature	Date
Named Person (DSL) Adam Parsons		
Trustee: Martin Longland		

<b>POL-SG-001</b>	<b>Winton &amp; Parkstone Community Pantry</b>			
			<b>Review Due</b>	Sept 2026
<b>Revision: 1.00</b>	<b>Created by: David Hankins</b>	<b>Issue Date: Sept 2025</b>	<b>Reviewed by: Adam Parsons</b>	

Trustee: Eric Lowe		
Sunday School Co-ordinator N/A		

All Sunday School Teachers, Volunteers and Youth Group Leaders to be given a copy (electronically) of these procedures. Hard copies will be made available on request.

A hard copy to be stored in the safe.

<b>POL-SG-001</b>	<b>Winton &amp; Parkstone Community Pantry</b>		<b>Review Due</b>	Sept 2026
			<b>Reviewed by: Adam Parsons</b>	
<b>Revision: 1.00</b>	<b>Created by: David Hankins</b>	<b>Issue Date: Sept 2025</b>		

## 23. Appendix 16 Poster Notice

### SAFEGUARDING IS A PRIORITY HERE

We are committed to the safeguarding and care of children & vulnerable adults within our church community by following Government guidance and legislation on safeguarding and good practice including, the registration and referral of volunteers to the Disclosure and barring service.

We will respond without delay to every situation where a person may be at risk or is in significant danger and will fully cooperate with statutory agencies during any investigation.

We will supervise and support anyone through pastoral care and through national support agencies.

Our formal Safeguarding policy is available on request or can be viewed on our website at:

<https://www.parkstonechristadelphians.co.uk/child-protection.html>

If you have any concerns about safety or welfare of anyone, please contact one of the following:

Adam Parsons 07936 136654

These have been appointed by the church to respond to safeguarding issues.

Signed on behalf of Parkstone Christadelphian Church:

..........(Secretary).

Date.....16.4.2024.....

*Parkstone Christadelphian Church, Douglas Road, Parkstone, Poole BH12 2AX*

<b>POL-SG-001</b>	<b>Winton &amp; Parkstone Community Pantry</b>		<b>Review Due</b>	Sept 2026
			<b>Reviewed by: Adam Parsons</b>	
<b>Revision: 1.00</b>	<b>Created by: David Hankins</b>	<b>Issue Date: Sept 2025</b>		

## 24. Appendix 17. Leaflet Everyone's' Responsibility

# Safeguarding Children is Everyone's responsibility

Everyone has the right to be safe and protected from fear, violence and abuse. Children may be unable to take care of themselves or protect themselves from harm or exploitation.

Abuse can be a single act or it can continue over a long time and may take many different forms.

### Who is a child?

A child is a person under 18 years of age

## Examples of abuse

### Physical abuse

- Injuring someone by hitting, slapping, pushing, kicking or restraining
- Misuse of medication
- Poisoning, drowning, suffocating and fabricated or induced illness

### Sexual abuse

- Rape, sexual assault or pressuring someone into sexual acts they have not consented to, do not understand or feel powerless to refuse.
- Grooming, sexual exploitation or activities that involve watching sexual acts whether or not the child is aware of what is happening.

<b>POL-SG-001</b>	<b>Winton &amp; Parkstone Community Pantry</b>		<b>Review Due</b>	Sept 2026
			<b>Reviewed by: Adam Parsons</b>	
<b>Revision: 1.00</b>	<b>Created by: David Hankins</b>	<b>Issue Date: Sept 2025</b>		

## Financial or material abuse

- Theft, fraud, misuse of property or possessions.

## Emotional abuse

- Humiliation, blaming, controlling, coercion, intimidation, harassment, verbal abuse, or withdrawal of services or supportive networks.
- Verbal abuse is showing disrespect and verbally or publicly humiliating someone.

## Neglect

- Failure to meet someone’s basic physical and/or emotional needs, for example not providing food, hydration, warmth or shelter resulting in impairment of their health and development.
- Poor professional practice, withholding medication or ignoring physical care needs
- For children, this may mean witnessing domestic abuse; missing hospital appointments and not protecting from danger.

## Discrimination abuse

Comments based on a person’s race, gender, age religion or sexual orientation.

## What to do now?

If you have concerns about a child’s welfare, you can discuss these in confidence with our Designated Safeguarding Lead.

Name: **Adam Parsons.**

The Safeguarding Policy has been created because of the concerns of the Trustees that children should be properly cared for, guided and protected, and that members of the Church should act responsibly in these matters.

All those involved with support work will be provided with a copy of the full policy and will be familiar with its contents.

The Safeguarding Policy is available on request.

## 25. Appendix 18 Important Information

<b>POL-SG-001</b>	<b>Winton &amp; Parkstone Community Pantry</b>		<b>Review Due</b>	Sept 2026
			<b>Reviewed by: Adam Parsons</b>	
<b>Revision: 1.00</b>	<b>Created by: David Hankins</b>	<b>Issue Date: Sept 2025</b>		

**Named Person / Designated Safeguarding Lead :- Adam Parsons mobile 07936136654**

**E mail: [adam.parsons@eleeo.co.uk](mailto:adam.parsons@eleeo.co.uk)**

Local Authority Safeguarding Team Multi-Agency Screening Hub - MASH

Children and Family Service in Poole - 14a Commercial Road, Poole. BH14 0JW

[children&families@poole.gov.uk](mailto:children&families@poole.gov.uk)

[MASH@poole.gov.uk](mailto:MASH@poole.gov.uk)

First Response Team: -01202 735046

Our of Hours service -01202 657279

Secure email:- [pt&o.snt@dorset.pnn.police.uk](mailto:pt&o.snt@dorset.pnn.police.uk)

Emergency Number for Police dial 999

Non-Emergency number or to report a crime - Police help desk: - dial 101 NSPCC: - 0800

800 5000

Further information and procedures can be found on the Local Safeguarding Children's Board website:- <https://bournemouth-poole-lscb.org.uk/>

Quote from Statutory guidance on making arrangements under section 11 of Children Act 2004

*"The support and protection of children cannot be achieved by a single agency ..... Every Service has to play its part. Everybody involved with children must have placed upon them the clear expectation that their primary responsibility is to the child and his or her family."*

Lord Laming in the Victoria Climbié Inquiry Report, paragraphs 17.92 and 17.93

The law and other recent events make it clear that the needs of the child/young person come first.